




Shaping the future of patient positioning

How iFIX works

A patented micro “hook and loop” mechanism fit to match different surfaces in different medical equipment.



ANCHOR PRODUCTS *Reusable*

Patches, slot adapters, patch adapters and/or side-rail adapters serve as an anchor to securely hold the fleece products. Each anchor can hold the fleece for over 1 000 procedures.



FLEECE PRODUCTS *Disposable*

Super-strong, stretchy, and biocompatible fleece comfortably contours the patient's body like a second skin.



iFIX

With multiple shapes, forms and setups, iFIX easily adjusts to every equipment on the market.

A turning point in patient positioning



COMFORTABLE

Unprecedented comfort for the patient.



EASY TO USE

Fast setup, intuitive usage, Compatible with most tables on the market.



SAFE AND HYGIENIC

Disposable, single-use products can be used for diagnostic imaging but also in surgical rooms.



EFFICIENT

Reduces the number of rescans and easy to clean.



RELIABLE


Holds the patient's position even in long interventions, restraining motion.



COMPLETE


Head-to-toe solution compatible with every imaging modality, including ultrasound.

Seamless setup for every table on the market



ATTACH ANCHOR PRODUCT TO TABLE

Adapters for table channels, cushions and bed surfaces



PREPARE FLEECE PRODUCT

Head Masks and fleeces



STABILIZE PATIENT USING THE FLEECE

The anchor products hold the fleece with no pre-defined adjustment positions

iFIX avoids unnecessary rescans, saving your practice thousands of dollars a year.

“

Oftentimes we'll use the iFIX fleece to wrap those squirrely patients in. (...) And when you're done, you can discard the fleece and not have to worry about it touching the next patient.

Ariel, Imaging Manager
Illinois, USA

”

Superior patient stabilization in every application



EMERGENCY

Flexible setup, quick attachment and hygienic setup for Emergency CT Scanning, with therapeutical and interventional purposes.



DIAGNOSTIC

Patient stabilization for improved image quality by reducing motion artifacts on MRI, CT, Fluoroscopy, X-Ray, Ultrasound and Nuclear Medicine.



INTERVENTIONAL RADIOLOGY

Flexible stabilization with the high hygienic standards required by percutaneous and minimally invasive procedures.



SURGERY

Long, comfortable stabilization meeting the high hygienic standards required by minimally invasive endoscopic, laparoscopic, and traditional open surgery.



For more information

sales@interventional-systems.com
www.interventional-systems.com

