


# iFIX Slot Adapter ♦ INSTRUCTIONS FOR USE

EN-EU



Short-term patient stabilization device during invasive and non-invasive procedures to be used on intact patient's skin. Non-Sterile and not to be used in the sterile field.



1


Select an appropriate iFIX Slot Adapter.



2

Slide the iFIX Slot Adapters to the area of the patient's anatomy to be stabilized.



Use additional iFIX Slot Adapters if required.



3

Attach iFIX Fleece or iFIX Head Mask to iFIX Slot Adapter. Confirm the stability of the setup before conducting the procedure. Forgetting it may lead to patient injury.

See respective Instructions for Use for iFIX Fleece or iFIX Head Mask.



4

Clean and disinfect all re-usable anchor products after use. Residues of iFIX Fleece can be removed using commercially available lint roller.

Make sure there is complete wetting of the anchor surfaces with disinfection agent.

Recommended disinfection agent: alcoholic surface disinfectant (e. g. Incidin Liquid or Mikrozyd AF Liquid).

## CONSULT PRODUCTS HERE

Scan the QR-Code below to consult the different available Slot Adapters



## WARNINGS AND PRECAUTIONS

- iFIX is indicated for medical procedures during which the patient's tissue is required to maintain a specific position over a short period of time.
- The system may only be used by medical professionals.
- Non-Sterile
- Not made with natural rubber latex; Hypoallergenic
- Safe for Use in MRI

**i** INTERVENTIONAL  
systems

[www.interventional-systems.com](http://www.interventional-systems.com)

**MANUFACTURER:**  
iSYS Medizintechnik GmbH  
Bergwerksweg 21  
6370 Kitzbühel, Austria  
Tel: +49 (8232) 99 41 956  
info@interventional-systems.com

**INTERVENTIONAL-SYSTEMS** is a registered trademark  
**iSYS** is a registered trademark  
**iFIX** is a registered trademark  
**iFIX** technology patent pending  
© 2018 iSYS Medizintechnik GmbH



Doc ID: QA\_73\_29649 - Rev. 06 / 2018-10-24 / EN-EU