





Short-term patient stabilization device during invasive and non-invasive procedures to be used on intact patient's skin. Non-Sterile and not to be used in the sterile field.





**1** Remove white cover to expose patch side of iFIX Patch Adapter.



**2** Attach the loop side of the iFIX Patch Adapter to existing (standard) hook fastener on both sides of patient table.  
Attach additional iFIX Patch Adapters and/or cut iFIX Patch Adapters if required.



**3** Attach iFIX Fleece or Head Mask to iFIX Patch Adapter. Confirm the stability of the setup before conducting the procedure. Forgetting it may lead to patient injury.  
See respective Instructions for Use for iFIX Fleece or Head Mask.



**4** Clean and disinfect all re-usable anchor products after use. Residues of iFIX Fleece can be removed using commercially available lint roller.  
Make sure there is complete wetting of the anchor surfaces with disinfection agent.  
Recommended disinfection agent: alcoholic surface disinfectant (e. g. Incidin Liquid or Mikrozid AF Liquid).

## CONSULT PRODUCTS HERE

Scan the QR-Code below to consult the different available Patch Adapters



## WARNINGS AND PRECAUTIONS

- iFIX is indicated for medical procedures during which the patient's tissue is required to maintain a specific position over a short period of time.
- The system may only be used by medical professionals.
- Non-Sterile
- Not made with natural rubber latex; Hypoallergenic
- Safe for Use in MRI